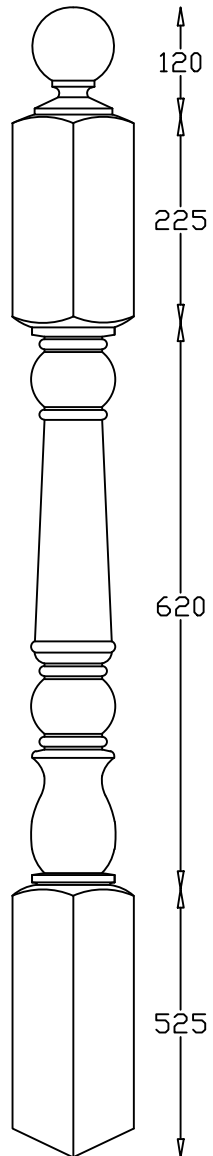
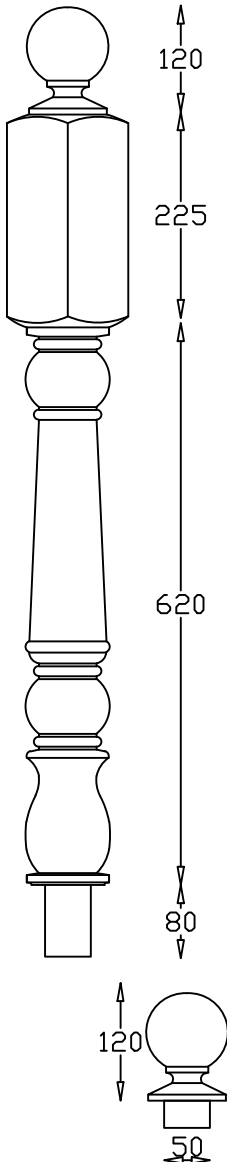


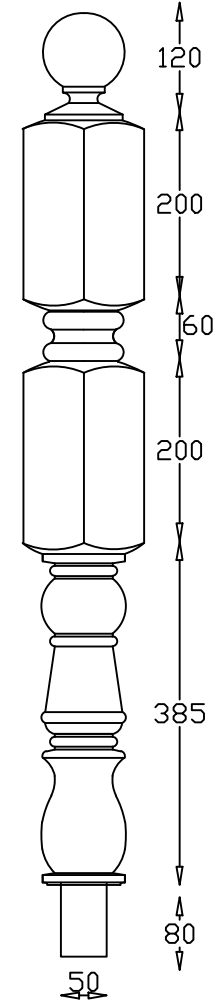
Full Newel



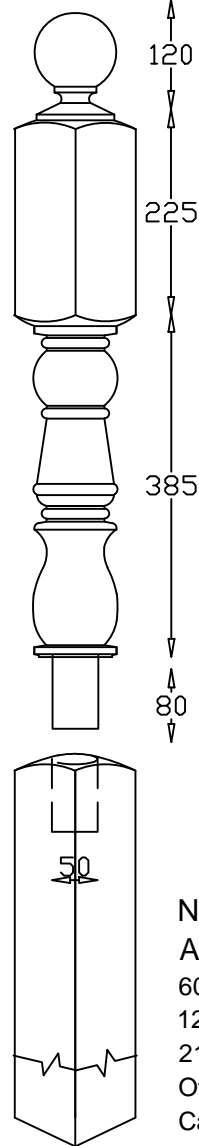
Doweled Newel



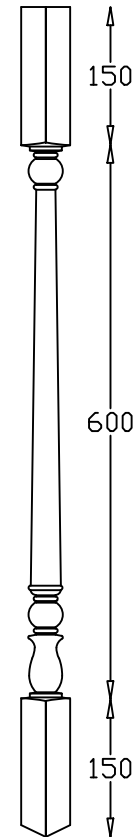
Quarter Turn Newel



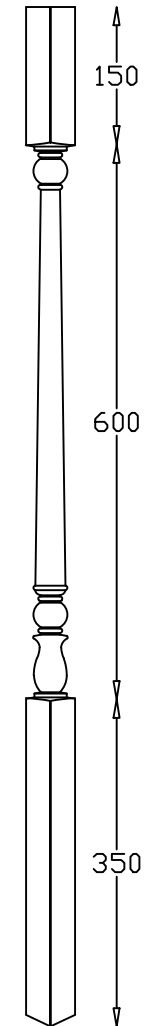
Winder Newel



Spindle 900mm



Spindle 1100mm



Spindles Available Sizes

44 x 44	✓
48 x 48	✓
57 x 57	✓
65 x 65	✓

Newel Posts Available Sizes

94 x 94	✓
115 x 115	✓
138 x 138	✓

Newel Bases

Available Sizes

600mm, 750mm, 900mm
 1200mm, 1500mm, 1800mm
 2100mm, 2400mm, 2700mm
 Other sizes available on request.
 Can be supplied drilled both ends.

S
SPINCRAFT
 Stair Components

158 Annagher Rd Coalisland Co.Tyrone
 Tel: +44 (0) 28 8774 7727
 Email: info@spincraft.co.uk
 Web : www.spincraft.co.uk

Denby Collection

Project number _____

Drawn by **Spincraft Ltd**

Checked by **January 2017**

© Copyright
 Spincraft Ltd

Scale -----